



Haiti

BRAC's entry to Haiti started in 2005 through its technical assistance to Fonkoze, a Haitian microfinance organisation, to adapt BRAC's targeting the ultra-poor programme in the context of Haiti. In January 2010, BRAC began its direct implementation in Haiti, after the country suffered a devastating earthquake. It set up a limb and brace centre to deliver services to affected individuals with its experienced team from Bangladesh. The organisation is now building the island nation's road to recovery, improving the lives Haiti's most vulnerable and disadvantaged by empowering women and girls, fostering bottom-up economic development through agricultural and enterprise development.

What started out in 1972 in a remote village of Bangladesh as a limited relief operation, turned into the largest development organisation in the world. Of major non-governmental organisations, BRAC is one of the few based in the global south.

Today, BRAC is a development success story, spreading solutions born in Bangladesh to 10 other countries around the world – a global leader in creating opportunity for the world's poor. Organising the poor using communities' own human and material resources, it catalyses lasting change, creating an ecosystem in which the poor have the chance to seize control of their own lives. We do this with a holistic development approach geared toward inclusion, using tools like microfinance, education, healthcare, legal services, community empowerment and more.

Our work now touches the lives of an estimated 126 million people across the world, with staff and BRAC-trained entrepreneurs numbering in the hundreds of thousands – a global movement bringing change to 11 countries in Asia, Africa and the Caribbean.

Haiti

2012
Annual Report

CONTENTS

01	Mission, Vision and Values
02	Chairperson's Statement
04	Corporate governance
06	Agriculture
09	Health
12	Housing
14	Youth Enterprise School
16	ELA
19	Support Programmes
21	Country Map
22	BRAC across the world
24	Governance
25	Management
25	Development Partners
26	Operational and financial highlights
28	Financial Statements

Vision, Mission and Values

Vision

A world free from all forms of exploitation and discrimination where everyone has the opportunity to realise their potential.

Mission

Our mission is to empower people and communities in situations of poverty, illiteracy, disease and social injustice. Our interventions aim to achieve large scale, positive changes through economic and social programmes that enable men and women to realise their potential.

Values

Innovation

For forty years, BRAC has been an innovator in the creation of opportunities for the poor to lift themselves out of poverty. We value creativity in programme design and strive to display global leadership in groundbreaking development initiatives.

Integrity

We value transparency and accountability in all our professional work, with clear policies and procedures, while displaying the utmost level of honesty in our financial dealings. We hold these to be the most essential elements of our work ethic.

Inclusiveness

We are committed to engaging, supporting and recognising the value of all members of the society, regardless of race, religion, gender, nationality, ethnicity, age, physical or mental ability, socioeconomic status and geography.

Effectiveness

We value efficiency and excellence in all our work, constantly challenging ourselves to perform better, to meet and exceed programme targets, and to improve and deepen the impact of our interventions.

Chairperson's Statement



It gives me great pleasure to present the annual report and the audited financial statements for the year ended 31 December 2012.

Although we started our direct operations right after the 2010 earthquake in Haiti, our support to Haitians goes back to 2005 when we provided technical assistance to Fonkoze, a local micro finance organisation to replicate BRAC's ultra-poor programme. Later at the Clinton Global Initiative in September 2009, we made a commitment to work with Haitian microfinance and health organisations, Fonkoze and Partners in Health, among others to measurably reduce extreme poverty in Haiti. The devastation that struck Haiti in January 2010 galvanised our effort to mitigate the sufferings of Haitians, especially the poor and the injured. Our expertise in disaster management made us a key partner in rebuilding the livelihoods of the affected people.

Drawing on our experience in post-conflict and post-disaster environments, our aim was to start a multifaceted, bottom-up intervention in Haiti to address immediate needs, as well as long-term programme to rebuild economic activity and livelihoods. BRAC Haiti's seed funding was provided by Omidyar Foundation.

Since 2010, we made positive progress towards achieving our goals in Haiti. Our concrete support was focused on agriculture, livelihoods, health and housing across six regions in Haiti's West, South-East and Artibonite Departments.

Almost 66 per cent of Haitians are earning their living solely from agriculture. BRAC's agriculture, poultry and livestock programme in Haiti assisted the marginal, homestead-based agricultural activities of the poor. Amongst the highlights of 2012, BRAC implemented a pilot on food security and livelihood generation in Mome à Bateau benefitting 1,015 clients.

BRAC's empowerment and livelihoods for adolescents programme was launched in March 2012. It is designed to socially and financially empower Haitian's most vulnerable girls and young women. This year, two clubs have been established reaching 80 girls in two areas in the South East Department. These clubs provide safe spaces for girls to meet with their peers and receive trainings, such as life-skills, financial literacy, and livelihoods.

We continue to provide free rehabilitation care and quality, technologically-appropriate artificial limbs and braces to help increase the mobility of disabled persons in Haiti together with physiotherapy and counseling

services. The BRAC Limb and Brace Centre was set up to address the needs of Haitians who had undergone amputation or suffered other physical injuries as a result of the earthquake. This year, 121 patients received artificial limbs and 1,670 patients received orthotic services

BRAC worked with local community members and carried out two housing projects in partnership with Fonkonze and United Methodist Committee on Relief in Haiti. These two projects have supported 360 rural households in the Fondwa and Leogane areas, providing approximately 1,800 people with permanent housing solution.

After two years of intensive support to the earthquake affected Haitians, we have made a strategic shift from direct implementation to providing technical assistance to other organisations to continue our initiatives in improving the lives of physically challenged and vulnerable Haitians.

I would like to take this opportunity to thank our team in Haiti who have worked diligently under difficult circumstances. I extend my sincere thanks to the members of the governing body, whose leadership and foresight has been of great value. I thank the Haitian government and our development partners in Haiti for their support in the last

two years and hope our relationship will continue to contribute towards the progress and prosperity of Haiti.



Sir Fazle Hasan Abed, KCMG

Founder and Chairperson
BRAC & BRAC International

BRAC International

Governance and Management

1. Governance

1.1 The legal status of BRAC International

BRAC International is registered as Stichting BRAC International, a foundation registered under the laws of The Netherlands, with its seat in The Hague. All of BRAC International's development entities operate under this umbrella. Development programmes include health, education, agriculture, livelihoods, targeting the ultra poor, human rights & legal services programmes. BRAC International Holdings B.V. is a wholly owned subsidiary of Stichting BRAC International. BRAC International's microfinance, programme supporting enterprises and finance company are consolidated under this wing. Programme supporting enterprises currently include seed production, feed mill, training centres and tissue culture lab.

BRAC International has introduced programmes in Afghanistan, Haiti, Sri Lanka, Pakistan, Uganda, Tanzania, South Sudan, Sierra Leone, Liberia and Philippines. In each of these countries, BRAC International is legally registered with the relevant authorities.

1.2 Governing Body

BRAC International is governed by a governing body. The governing body is elected from among distinguished individuals with sound reputations in social development, business or the professions who have demonstrated their personal commitment to pro-poor causes. These individuals are elected to the governing body to bring their diverse skills, knowledge and experiences to the governance of BRAC International. At present, there are 10 members on the governing body. The governing body usually meets four times a year, in accordance with the rules of Stichting BRAC International. The composition of the present governing body of Stichting BRAC International is as follows:

Members of the Governing Body

Chairperson : Sir Fazle Hasan Abed
 Member : Dr Mahabub Hossain
 Muhammad A (Rume) Ali
 Ms Susan Davis
 Ms Sylvia Barren
 Dr Debopriya Bhattacharya
 Ms Shabana Azmi
 Mr Shafiq ul Hassan
 Ms Parveen Mahmud
 Ms Irene Zubaida Khan

The composition of the present Governing body of BRAC International Holdings B.V. is as follows:

Chairperson : Sir Fazle Hasan Abed
 Member : Dr Mahabub Hossain
 Muhammad A (Rume) Ali
 Ms Susan Davis
 Ms Sylvia Borren
 Orangefield Trust (Netherlands) B.V.

Details about the roles of governing body are available in the Deed of Incorporation of Stichting BRAC International and BRAC International Holdings B.V.

1.3 Local Boards

Each country entities have a local board. We have aimed to pursue microfinance and non-microfinance activities through separate entities in most of our countries. The local board members are appointed by the Stichting BRAC International board. The business of the local entities is managed by these local boards. Further details of the roles of the local board are available in the respective incorporation documents of these entities.

1.4 Accountability and Transparency

The internal audit department normally conducts audits at all our cost centres on a sample basis. All departments or units in which irregularities are detected through the course of normal internal audit are then audited. Audits take place at least once a year and twice or more in locations and on programmes where a closer watch is warranted.

External audit of Stichting BRAC International, BRAC International Holdings B.V. and all of our legal entities are undertaken annually. Financial transparency is ensured by BRAC International's finance and accounts division, which prepares financial statements following the International Financial Reporting Standards (IFRS) and relevant countries' laws.

BRAC International strives for excellence and transparency in financial reporting. In Uganda, BRAC has been recognised as the Best NGO in the Financial Reporting Awards in both 2011 and 2012, for its preparation, disclosure and maintenance of a commendable financial reporting platform.

2. Management

At all levels of BRAC International management, there is a clear-cut policy regarding the authority of each level of staff, and staff are adequately equipped and empowered to act as effective managers. This is clearly set out in BRAC International's Human Resources Policies and Procedures (HRPP) and Table of Authority. The

appropriate staff are empowered to take decisions with respect to all levels and areas of management, including: recruitment, deployment, capacity-building, transfer, leave, financial transactions, purchase and procurement. These are spelled out in detail with respect to staff at the Area, regional and country office levels. The HRPP also contains all policies relating to staff salary, benefits, recruitment and promotion procedures and payments. Every staff member receives orientation on HRPP.

The Stichting board appoints officers, namely the Senior Directors, Group CFO and Director Finance to manage affairs from the secretariat in Dhaka. BRAC International's management policies clearly define the authority of each level of staff. The appropriate staffs are empowered to take decisions at area, regional, country and Head Office levels. Procedural manuals and policy documents are made available to staff; these detail organisational policies and procedures. Day-to-day decisions are taken by area managers, regional coordinators and programme heads as appropriate, while larger policy decisions involve Country Representatives, Senior Directors, Group CFO, Director Finance and, in particular cases, the Executive Director, the Chairperson and the governing body.

2.1 Financial Management

All matters relating to finance and accounts from branch offices to head office are supervised and controlled by the finance and accounts department. The branch offices prepare project wise monthly cash requisitions, which are sent to the area/regional office. The area/regional office checks and monitors the accuracy of the requisition and then sends it to country office. After checking, the Country Office disburses funds as per the requisition. The Area I Branch Offices send monthly Expenditure Statements

along with bank statements to the Country Office Finance and Accounts Department. The country office then consolidates all the expenditure statements and prepares monthly financial statements and reports to the BRAC International Head Office and donors, as required. A comprehensive accounting manual and statement of standard operating procedure guides accounts personnel in preparing financial statements and reports following accounting standards, and in running other financial activities in a systematic and efficient way.

In consultation with different level of stakeholders, the country office prepares project-wise budgets, which are then sent to the Head Office. The head office checks the project-budgets of its country offices, which is recommended by the Director Finance and finally approved by the Group CFO. The head office also consolidates and prepares a country budget, prepares budget variances and submits these to the governing body in the quarterly board meetings of BRAC International's Governing Body. The budget is therefore prepared with the participation of programme and finance staff.

Further details can be found within BRAC International's accounts and finance manual.

2.2 Human Resource Management

The Human Resources Department (HRD) in both head office and within each country in which BRAC International operates is chiefly responsible for recruitment, deployment, staff appraisal, and all aspects of Human Resource Management (HRM) from head office. One of the central roles of the HRD is to establish and disseminate a clear-cut policy regarding the authority of each level of staff, in the form of the Human Resources Policies and Procedure (HRPP). The HRPP also contains all policies relating to staff salary, benefits, recruitment and promotion procedures, payments,

and a detailed code of conduct etc. Every staff member receives orientation on HRPP.

2.3 Staff training and capacity-building

BRAC International places high priority on the training and capacity-building of staff. To date, there are BRAC Training Centres in Liberia, Uganda and Afghanistan. In other countries BRAC hires training facilities near the areas offices.

After recruitment and before deployment, new staff is sent for orientation training by the training division, in which they are introduced to BRAC International's programmes, its objectives and mission. After this, they are deployed in the respective programme areas in the field. According to the needs of the different programmes, staffs are then given programme specific training. Most programmes also have separate training units within the programme unit, for more specialised training. BRAC International also sends staff on short and longer-term international training courses.

In line with its commitment to investing in its staff, BRAC International is continually seeking to improve its human resource management practices, in order to deliver better services to the poor, in particular women. Recent initiatives include:

- Strengthening communication systems within and beyond the organisation, in part to improve learning mechanisms within BRAC International
- Efforts to address gender relations, anti-bribery and corruption, data protection, child protection, conflicts of interest, and culture within the organisation
- Introducing performance appraisal
- A mentoring programme to support junior staff in their personal and professional development.

Agriculture

Operating in eight countries, BRAC's agriculture programmes work with governments to ensure food security. We build systems of production, distribution and marketing of quality seeds at fair prices; conduct research to develop better inputs and practices for the agricultural sector; offer credit support to poor farmers; and promote the use of efficient farming techniques and proven technologies. Using environmentally sustainable practices, we are helping our partner countries become self-sufficient in food production.

Assisting Haiti's farmers

Agriculture is the backbone of the Haitian economy with 66 per cent of the population earning their livelihood exclusively from this sector. The Haitian government, in collaboration with other organisations, have agreed to increase medium and long term support to the agriculture sector for the country's economic stability.

BRAC's agriculture programme in Haiti alleviates poverty by assisting the marginal, homestead-based, agricultural activities of the farmers, which increases

local crop production in the process and reduces dependency on imported food products while ensuring environmental sustainability. Activities primarily consist of small scale operations in cultivating fruits and vegetables, and rearing poultry and livestock.

BRAC's participatory approach towards developing and implementing the programme leverages the following key components to help ensure long-term sustainability: identifying and selecting farmers through a proper needs

assessment; providing intensive technical training by experts to enhance farmers' skills and knowledge; offering input assistance to ensure start-up capital for purchasing tools, materials and supplies; providing assistance in value chain and market development; offering technical follow-up and on-going monitoring; and developing a model for replication and scaling up. A gender policy is built into all BRAC agriculture programmes, and at least 60 per cent of the participants are women.



A participant and model farmer in Leogane



A participant and model farmer in Leogane

2012 Highlights

Food security and livelihood generation in Morne à Bateau

BRAC implemented a pilot phase of the livelihood of this project benefitting 400 clients, but was phased out in February 2012. It conducted a second phase, launched in April 2012, supporting 615 participants with a focus on poultry rearing, home-gardening, tree plantation, and savings groups.

This project is having short and medium term impact on the participants, based on a progress report. All our participants are involved in their micro-enterprises, and some have already benefited from their activities, allowing them to start the second batch of production, developing new small businesses such as livestock rearing, paying school tuition fees for their children, and providing food for their families consumption.

Agriculture and livelihoods project in Croix des Bouquets

The agriculture and livelihood project in Croix-des-Bouquets is an intervention

funded by French Red Cross to support food security, provide a sustainable income generating activity through vegetable cultivation, and build skills and technical expertise of 220 households living in the area. These farmers received training on advanced cultivation techniques, marketing, human nutrition, and building their capacity for cultivating short, medium and long-term crops.

This project significantly increased major crops yields despite the project areas experiencing a dual scarcity and excess of water during the 2012 agricultural season. An increase of forty two per cent was noted for household's income, fifty six per cent in household's consumption, nine per cent in household's reserves, and eleven per cent in savings.

Economic empowerment of vulnerable women

BRAC, in collaboration with the Haitian government's 16/6 project, was awarded a grant from the United Nations Development Programme (UNDP) to

establish income generating activities for 150 women in earthquake affected areas in Clercine-Port-au-Prince in 2011. These women have increased their income by seventy three per cent so far, a tremendous accomplishment as the project target was marked at twenty per cent.

In 2012, BRAC established 181 tree nurseries, conducted three rice demonstrations, trained agents on proper vaccination and formed 16 savings groups. This year, we had a total of 2,088 livelihood participants.

CASE STUDY

Alazy received training on broiler rearing and re-invested her second production on rearing chicks and goats

ALAZY: Overcoming hurdles to become a successful business woman

"I am so grateful to BRAC and Caritas for providing me with the opportunity to change my life and the future of my sons."

Alazy lives in Gressier with her husband and two small sons. Her husband was not financially stable, earning a living by making local stoves or from masonry jobs. Alazy herself used to sell plastic bowls and curtains on credit which was not a fruitful enterprise since people refused to reimburse her.

Alazy soon became a broiler client of the Food Security and Income Generation Project in Morne-a-Bateau. This project, in partnership with Caritas Austria, is aimed to improve the living conditions of vulnerable families and restoring the natural environment of the community.

After joining the project, she completed the three-day training on broiler rearing and received 50 chicks, a cage, medicine, 4 bags of food, and technical assistance to start her micro-enterprise. After 45 days she sold all her chickens for HTG 10,000 (USD 233).

She reinvested in a second production of 50 chicks and goat rearing activities, and used the remainder of the money to provide for her family and pay tuition fees of her eldest son. She plans on starting the third production with 100 chicks and strengthen her house with a metal sheet roof and plastic walls.



Health

Working in eight countries, BRAC's health programmes promote sustainable and accessible healthcare for the poor in collaboration with both state and private healthcare providers. Working in their own slums and villages, BRAC's army of self-employed community health promoters helps whole communities stay healthy, with a ground breaking door-to-door approach. These promoters create a cost-effective bridge between under-served poor communities and formal healthcare systems. BRAC also organises health meetings to encouraging an exchange of knowledge, thus empowering people to take care of themselves, their families and neighbours.

Limb and brace centre provides hope

The earthquake in 2010 highlighted the plight of Haitians with special needs. During this time, there was a shortage of rehabilitation experts in Haiti such as physical, speech, and occupational therapists. Vulnerable Haitians often lived isolated existences, with little opportunities to contribute to their communities. Based on its experiences in Bangladesh, we established the BRAC Limb and Brace Centre (BLBC) in Haiti to provide prosthetic limbs to the thousands of victims of the earthquake who required amputations.

The centre continues to provide free rehabilitation care and quality, technologically-appropriate artificial limbs and braces to help increase the mobility of people with special needs in Haiti. The BLBC offers physical therapy, rehabilitation services, and counselling for the patients and their family members. It is equipped to accommodate patients who come from outside Port-au-Prince or otherwise require overnight facilities. BRAC's limb and brace centre is the only provider of customised, durable braces in the Port-au-Prince area.

By providing artificial limbs and braces to the poor, BRAC is helping to reduce the

burden on the families of individuals with special needs by increasing their ability to participate in daily life and other social and economic activities, thereby allowing Haitian citizens to contribute to on-going, post-earthquake recovery and rebuilding efforts.

All prosthetics and orthotics are manufactured on-site using technology deemed appropriate by the International Committee of Red Cross, which also takes into consideration the Haitian context and convenience and ease of maintenance to the patients.



BRAC's limb and brace centre in Port-au-Prince

2012 Highlights

While the BLBC continues to see patients injured as a result of the earthquake, it is increasingly serving patients injured by accidents, and children born with limb disabilities. Approximately 74 per cent of the patients treated at the BLBC are under the age of 15.

In November 2012, the national television of Haiti visited the limb and brace centre to interview our staff and broadcast the centre's activities on the recommendation of its government tutelage, through a programme called Point Santé (health talk). Due to growing public demand, the programme aired at least 10 times, and has significantly increased the flow of patients attending the centre. Overall this year, 121 patients received artificial limbs, 1,670 patients received orthotic services, and 312 patients received rehabilitation and physiotherapy.

Experience has shown that people with special needs will always require rehabilitation services, either to fix the prosthetics/orthotics, provide counselling, or for follow-up visits.

This indicates a long-term demand in Haiti for prosthetics and especially orthotic services provided by the BLBC. Thus, BRAC is developing a sustainability plan for the centre through partnerships with other rehabilitation organisations and hospitals, as well as a tiered payment plan that will enable the centre to cover its costs.

An expanding referral network

An increased awareness of BRAC's limb and brace centre and the benefits of orthotics and prosthetics have grown amongst medical professionals throughout Port-au-Prince. Doctors continue to refer patients to the BLBC due to the quality of the services we provide.

Over the last year, patient-to-patient referrals have significantly increased, with 69 per cent of patients being referred via word-of-mouth and twenty three per cent were referred from hospitals and other organisations.

Building the capacity of local staff

Handicap International and Healing Hands for Haiti have worked with the University of El Salvador to develop a course to certify prosthetic and orthotic technicians in Haiti. Two Haitian BLBC staffs are enrolled in this programme and are receiving a three year formal training for a diploma degree in prosthetics and orthotics through the University Don Bosco, El Salvador.



BRAC's limb and brace centre in Port-au-Prince

CASE STUDY



Géthro received prosthesis for his leg from BRAC's limb and brace centre, which has given him a new lease on life

GÉTHRO: From anguish to hope

"I managed to regain control of my life after receiving a prosthetic leg from BRAC's limb and brace centre."

Géthro comes from a family of five children, from Chambeland in Grande Anse Departement. His family moved to Port-au-Prince when he was seven years old.

Later on in life, he was doing odd jobs as a labourer in the construction field. After the earthquake, he was badly injured, and his left leg had to be amputated. Subsequently, his life became difficult as he could not provide financial support to his five year old daughter. He could feel a decline in his self-esteem due to his unfortunate predicament.

When he received hospitality and services, especially prosthesis for his leg from BRAC's limb and brace centre, he managed to regain some control of his circumstance. He developed a very good friendship with the staff from the centre and feels at home in their company.

As he was a good football player before his amputation, he was accepted to the Haitian amputee football team. He even won a championship with his team.

Géthro received training in troubleshooting and repairing cell phones, and now he desires to have a stable job to take care of himself and his daughter.

Housing

Responding to the needs of those whose homes were damaged or destroyed in the January 2010 earthquake, BRAC partnered with other organisations to repair and rebuild houses near the epicentre of the earthquake in Fondwa, Jacmel and Leogane. The BRAC housing programme uses local building materials and trains local workers to create employment opportunities and rebuild Haiti.

Building houses that last

Since May 2010, BRAC has been involved in housing repair and reconstruction projects in Haiti, specifically in the Leogane Commune, which includes Fondwa and Palmisaven. The programme's objective is to assist families affected by the earthquake to rebuild their communities, improve their living conditions and environment, create sustainable livelihoods, and be resilient to shock.

To support the local economy, BRAC has worked with local construction workers, masons, carpenters and unskilled labourers. All these personnel have been trained on building earthquake and hurricane resistant techniques. We also used local materials to build permanent homes which are designed to reflect the

local housing typology, with inputs from the community on the designs.

BRAC also took into account as much as possible local circumstances and advice; often local knowledge is an extremely valuable source of information for building practices that are better adapted to the local situation. Our houses are designed to withstand future earthquakes, hurricanes, and termites. We only build on sites which are safe and well-prepared.

2012 Highlights

BRAC has conducted two housing projects in partnership with Fonkonze and UMCOR in Haiti. These two projects have supported 360 rural households in the Fondwa and Leogane areas, providing approximately 1,800 people with permanent housing solution. Specifically, 267 homes were rebuilt and 93 were either repaired or retrofitted. Each home is 28 square metres, and includes two rooms, a gallery, a latrine, rainwater harvesting system, and solar lighting system.

The housing project created employment opportunities for local construction workers, masons, carpenters and unskilled labourers, and training was provided to 68 masons and carpenters.

BRAC's two permanent housing repair and reconstruction project have concluded in May 2012.

A client of BRAC's housing project who received a new house, built close to Fondwa



CASE STUDY



Meprisane proudly stands in front of her new home, which was re-built under a collaborative effort by BRAC and Fonkoze

MEPRISANE: A place to call home

"Thank you so much BRAC and Fonkoze for rebuilding our house so that we can live comfortably."

For the past five years, Meprisane has been the head of her household, due to her husband's illness. She is a client of Fonkoze, and with their support, she was able to establish a small business for herself. She is a merchant who sells groceries at her house and at St Etienne's market during market days.

The earthquake which struck Haiti in 2010, caused substantial damage to her home. Due to financial hardships, she was unable to rebuild her house. BRAC's housing project, in partnership with Fonkoze constructed a new house for Meprisane's family. She is now happy and comfortable in her new house. Meprisane is very grateful for the support she received from BRAC and Fonkoze for this project.

Youth Enterprise School

With education programmes in seven countries, BRAC has built the largest secular private education system in the world, with more than 38,000 schools giving disadvantaged youth a second chance at learning. Complementing mainstream school systems with innovative teaching methods and materials, BRAC opens primary schools in communities unreached by formal education systems, bringing joyful learning to millions of children, particularly those affected by extreme poverty, violence, displacement or discrimination. At the pre-primary level, we target underprivileged children to prepare them for mainstream primary school entry. At the secondary level, we provide need based trainings, student mentoring initiatives, and e-learning materials to improve the mainstream secondary education system.

Reaching out to the youth

The youth enterprise school (YES) programme is an innovative intervention developed by BRAC to address the social and economic challenges faced by 4.5 million youth in Haiti. YES is a collaboration of BRAC's accelerated community-based schools (ACS) and empowerment and livelihood for adolescents (ELA) programmes. The YES programme aims to empower youth while making communities and schools more sustainable. The schools are designed not only as a space for practical learning, but where social and emotional issues can be addressed, and critical life, financial and business skills taught. We aim to support the youth in Haiti to lift them out of poverty, and secure a better future.

To support the Haitian youth's creative and entrepreneurial spirit, BRAC Haiti has piloted the YES programme in Fondwa, a rural community located west of the capital, Port-au-Prince. Along with a basic education, life skills, and financial literacy training to 25 youth, aged 14 to 21 years, who participated in the pilot phase. They received technical training in one of four income generating activities: goat rearing, poultry rearing, vegetable cultivation and seedling nursery. BRAC also provided the students with input supplies and facilitating access to markets.

2012 Highlights

The YES programme was successfully piloted by empowering the youth participants, allowing them to attend school which was previously not an option for many of them. We equipped them with the technical knowledge and tools to start their own micro-enterprises. As noted by several students, the programme has given them the opportunity to improve their lives, and they are now more empowered and motivated to sustain, and hopefully grow, their income generating activities.

In 2012, we had 25 direct and 150 indirect clients. 9,058 fruit and timber seedlings were produced, and more than 2,733 vegetable seedlings were planted. Also HTG 302,388 (USD 7,115) in revenue was generated for the school and students.



A student from BRAC's youth enterprise school is harvesting vegetables in Fondwa

CASE STUDY



Louis can now support his family with the income he generates by selling his seedlings

LOUIS: Giving hope to Haitian youth

"Without the YES programme, I would never have been able to learn so many new things."

Louis is 20 years old, and lives with his parents and five siblings in Fondwa. His mother is a housewife and although his father is a farmer, he does not earn a sufficient income to properly take care of the family and send all the children to school. Only two of the six children were able to attend school.

Being a student of the youth enterprise school, Louis received all the supplies he needed to attend school (books, notebooks, pens and a backpack) and is able to review his studies at home. He is in the ninth year of secondary school at "Ecole Communautaire de Fondwa", and he shares his concern on whether he would have been able to attend his classes without the support of the programme.

As a student of the programme, Louis takes part in nursery activities, such as growing grapefruit, quenepa and avocado seedlings. He earns an income for himself and the school by selling the seedlings within his community. Louis hopes to one day attend agronomy school.

Empowerment and Livelihood for Adolescents

BRAC's programmes for adolescents are designed to socially and financially empower teenage girls, providing safe spaces for them to socialise and receive mentoring and life skills training. With networks of these girls' clubs active in five countries, we combine this approach with financial literacy training, offering customised micro-loans that contribute to the social and financial empowerment of adolescent girls. This in turn helps prevent early marriages and leads to a more stable future for the next generation.

Reaching out to the youth

After decades of political turmoil, natural disasters, and economic instability, the education system in Haiti continues to face profound challenges. As many as 40 - 60 per cent of youth in the primary level drop-out of school because their families lack the means to pay tuition, and need their children to support the family through income generating activities. Girls are particularly vulnerable to poverty and social risks such as sexual assault, domestic violence, early or unwanted pregnancy, and sexually transmitted diseases. Many of these girls are involved in economic activities in the informal sector, with little opportunities to plan for a financially secure future.

BRAC recognises the potential of girls and young women in Haiti to make a significant contribution to the country's development.

We have nearly two decades of experience developing and implementing programmes to empower adolescents, especially girls in Bangladesh, South Sudan, Uganda, and Tanzania.

BRAC's empowerment and livelihood for adolescents (ELA) programme is designed to socially and financially empower young girls between the ages of 15-25. The programme combines innovative livelihood and life skills training with a customised microfinance programme. In the long-term, BRAC's experience shows that ELA clubs can significantly improve girls' self-esteem, improve their physical mobility, build their self-confidence, generate greater bonding between girls in the community, increase employment and income opportunities, and delay pregnancy among club members.

BRAC, in partnership with Plan Haiti and Fonkoze, has established two ELA clubs for 80 girls in 2012, in Haiti's south east department. This will support the clubs approximately two years. Our objective is for adolescent girls and young women to use their new skills confidently and continue to support each other, maintaining a long-term network. For the first two years after the project, BRAC will continue to remain in contact with the girls and young women to monitor their progress and provide support.



Girls from two ELA clubs singing songs during the first International Day of Girl



A group of ELA club members in De Montreuil Jacmel

2012 Highlights

Clubs

In 2012, two clubs have been established, currently reaching 80 girls in two areas in the south east department: Jacmel (De Montreuil) and Cayes-Jacmel (Ravine Normande). These clubs provide safe spaces for girls to meet with their peers and receive trainings on life-skills, financial literacy, and livelihood. Our observations and conversations with girls indicate that these clubs have had a positive impact on them, and they appreciate having a space dedicated to them to express and enjoy themselves through books, games, songs and dance.

Life skills training


The goal of this component is to raise awareness amongst adolescent girls on issues which are important and affect their lives. This is a peer-to-peer learning course. This year, four mentors have been trained to facilitate the courses in the ELA clubs. The topics cover gender violence, the importance of education, values and behaviours, leadership skills,

early pregnancy, cholera, HIV/AIDS, building self-esteem, and proper hygiene practices.

Customised youth financial products

BRAC and Fonkoze have developed and piloted a microfinance and savings products for girls. The goal is to increase the youth's access to financial institutions, breaking down cultural and psychological barriers which have prevented them from developing financial knowledge, encouraging them to build their personal wealth. So far, two clubs are operating in two areas, Jacmel and Cayes-Jacmel, reaching 80 direct and 400 indirect clients. A total of HTG 81,190 (USD 1,910) in revenue have been generated by our adolescent girls, and 45 of them have opened savings accounts to provide some financial security for their future.

CASE STUDY



Myolle in her vegetable garden, which she reconstructed after receiving training on vegetable cultivation

MYOLLE: From tragedy to hope

“I dream of becoming a nurse one day so that I can help those in need.”

Myolle is a student in a community school at Jacmel. She is 23 years old, and has three brothers and two sisters. After her mother's death 14 years ago, the family was in a dire financial situation. After she joined an ELA club, she received information on gender violence, HIV/AIDS, safe hygiene practices, and other topics.

Later, she received training on vegetable cultivation, and broiler and layers rearing. After a draw, she was selected to participate in the vegetable cultivation group and received sweet and hot peppers, tomato, okra, and eggplant. Myolle's garden was destroyed by hurricane Sandy, but today she has reconstructed a new garden with the vegetables seedlings she was given from BRAC. Once her vegetables mature, she sells them in the market.

Myolle already has plans to reinvest her income to continue her gardening, and keep savings in her bank account, which she opened with Fonkoze, and develop a new business. She aspires to study nursing after high school and thinks that her vegetable cultivation business will help her save money for future studies.

Support Programmes

Finance and Administrative Unit

The finance and accounts unit of BRAC Haiti co-ordinates and provides financial support to the organisation. The unit helps to improve its operational efficiency while enhancing management and decision making capabilities. Besides producing and managing annual budgets, it monitors, evaluates and ensures their proper implementation in the programmes. The unit assists in improving its governance, risk management and management control through analysis and assessment of data. This year, the finance and accounts unit helped field accountants follow the financial procedures to improve the organisation's operational efficiency. Monthly meetings were organised at the central office to evaluate the progress through assessing financial reports. Every year, the finance and accounts unit, with the help of procurement and logistics, makes an inventory of all BRAC branch locations in Haiti, ensuring the availability of all materials/equipment.

Risk Management

Risk management relates to how BRAC International sets its objectives, then identifies, analyses, and responds to those risks which could potentially impact the organisation's ability to realise its objectives. The concept of managing risk is an integral part of the accountability requirements at all levels in the organisation. An effective risk management system will safeguard BRAC International's interests and ensure the best use of its resources. Recognition of risk management as a central element of good corporate governance, and as a tool to assist in strategic and operational planning, has many potential benefits in the context of the changing operating environment of BRAC International's core business. BRAC International provided extensive training and workshops on risk management policy to BRAC Haiti's staff and facilitated the preparation of risk registers in all programmes.

Procurement and Logistics Unit

The procurement and logistics unit of BRAC in Haiti provides its services to all programmes/units with integrity and strong leadership. It establishes and implements processes for the proper management of all assets. Besides providing office equipment, it ensures a clean and secure office environment. The unit is also responsible for the acquisition of transport services for the staff.

Communication Unit

The communication unit in Haiti plays a crucial role in promoting better understanding of the organisation's profile. It delivers and disseminates information from BRAC to the outside world, maintaining good relations with the public, media. It also promotes co-operation and understanding amongst employees. Some of the key responsibilities of the unit are to build and maintain relationships with partners and donors, co-ordinate national and international visitors, provide support in organising workshops, seminar, meetings, developing programme materials, and representing BRAC in coordination meetings with varied stakeholders

2012 Highlights

The unit expanded its capacity in guiding employees with effective leadership. Besides playing a key role in producing documents (materials, reports, case studies), it organised events such as the First International Day of Girl party for employees.

BRAC in Haiti

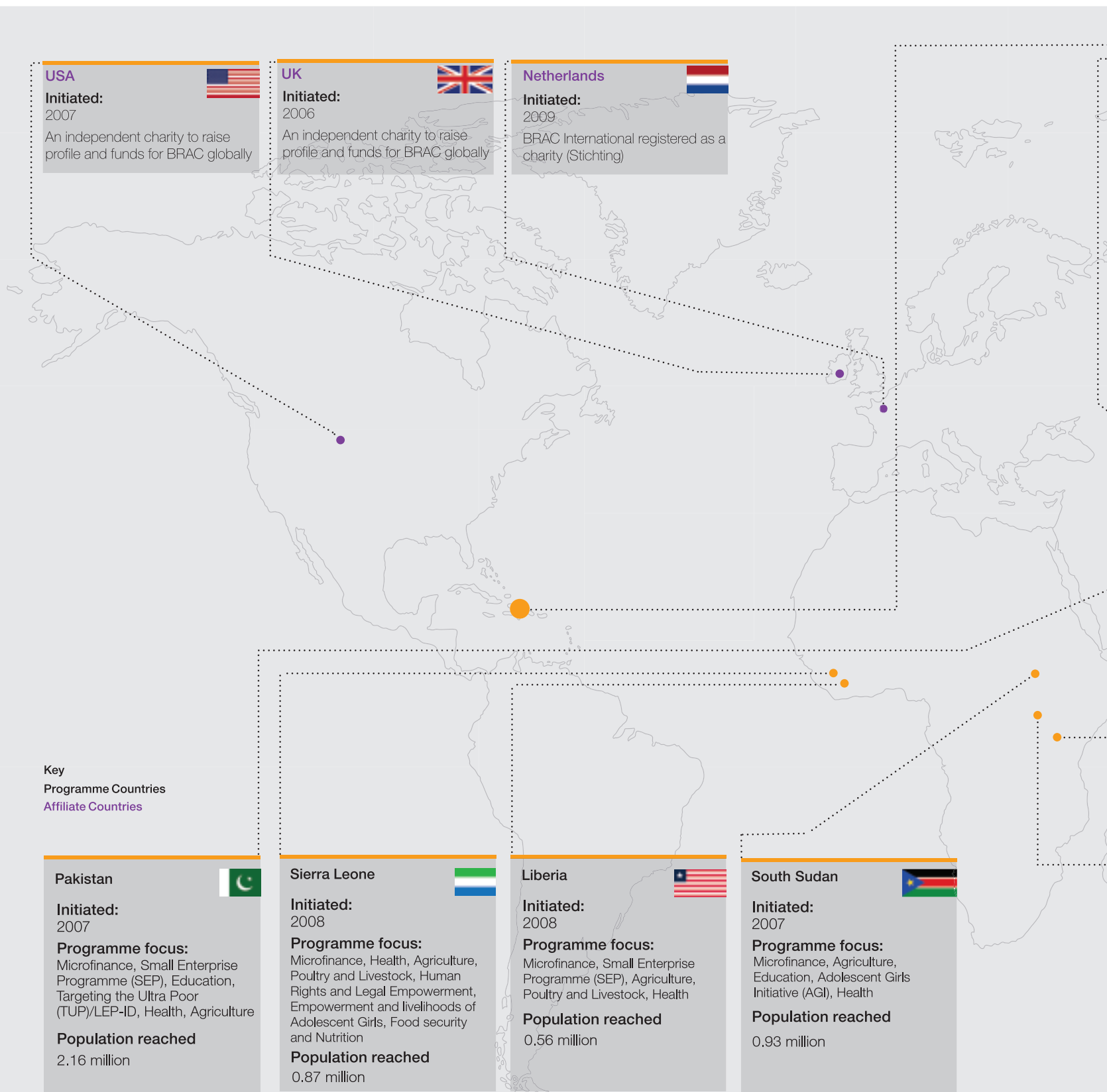
Branch Locations

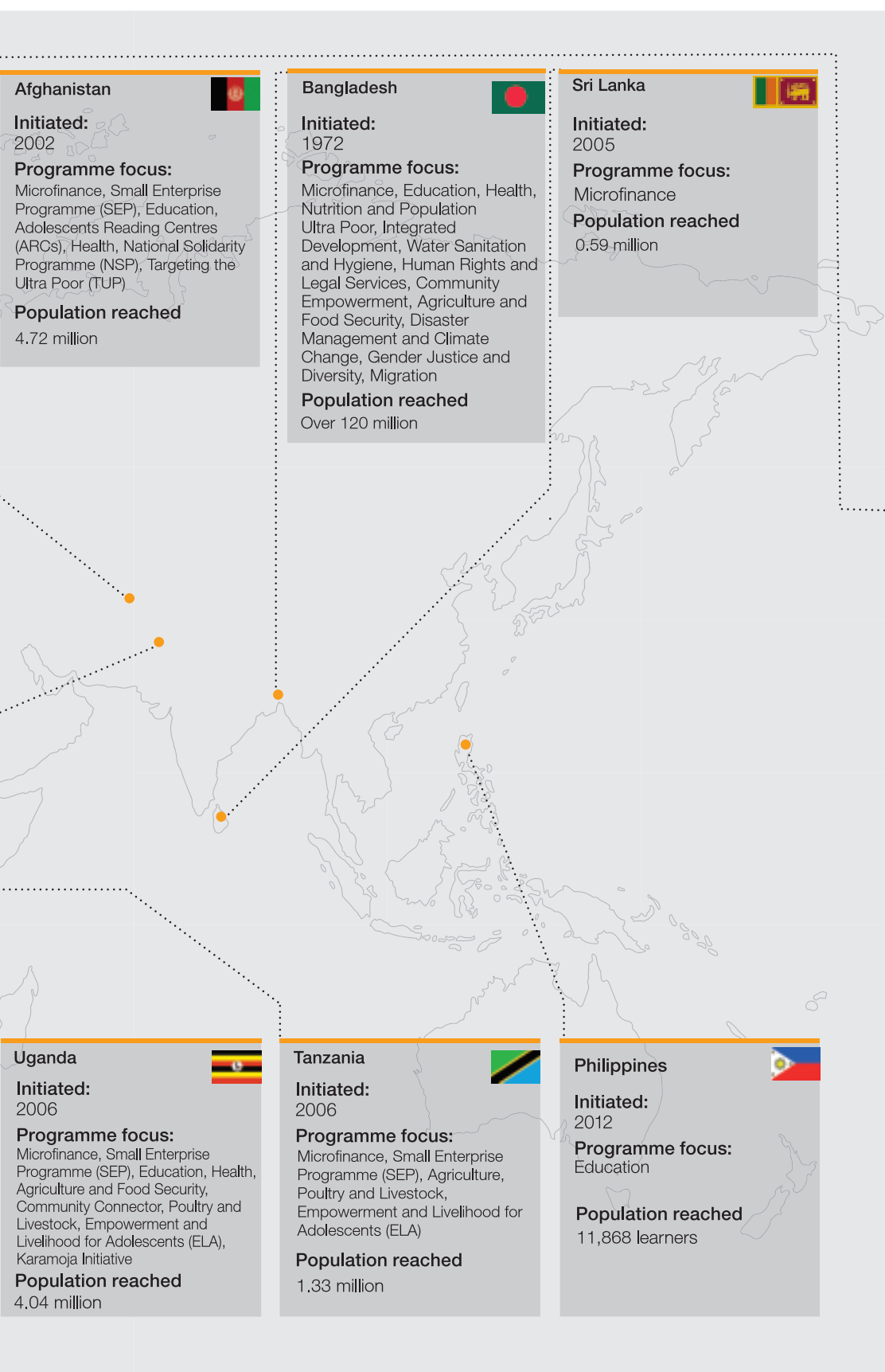


Branch Programmes	
	Agriculture, Food Security and Livelihoods
	Health
	Education
	Housing
WM	Watershed Management
	ELA (Adolescents)



BRAC across the world





Haiti



Initiated:
2010

Programme focus:

Agriculture and Livelihood, Education, Targeting the Ultra Poor (TUP), BRAC Limb and Brace Centre (BLBC), Housing

Population reached:
0.04 million



- 1,484** general farmers trained (Cumulative)
- 121** prosthetic treatments provided (Cumulative)
- 1,670** orthotic treatments provided (Cumulative)
- 93** homes repaired (Cumulative)

Governance

BRAC HAITI

BOARD MEMBERS

Sir Fazle Hasan Abed	Chairperson
Dr Mahabub Hossain	Member
Tanwir Rahman	Member
Guy Noel	Member

Management

Rakibul Bari Khan	Country Representative BRAC Haiti
Dr Shahinul Hoque	Programme Manager (BLBC), Health
Dr Mazair St Fleur	Medical Officer (BLBC), Health
Judemyre Saint Luc Saint Fort	Communication Officer
Shafiqul Islam	Agriculture Coordinator, Agriculture
Petit-Homme Berthony	Project Manager, Food Security
Doris Valcin	Senior Education Officer, Education
Abul Kalam Azad	Country Accountant, Finance

Development Partners



Operational and financial highlights of BRAC Haiti

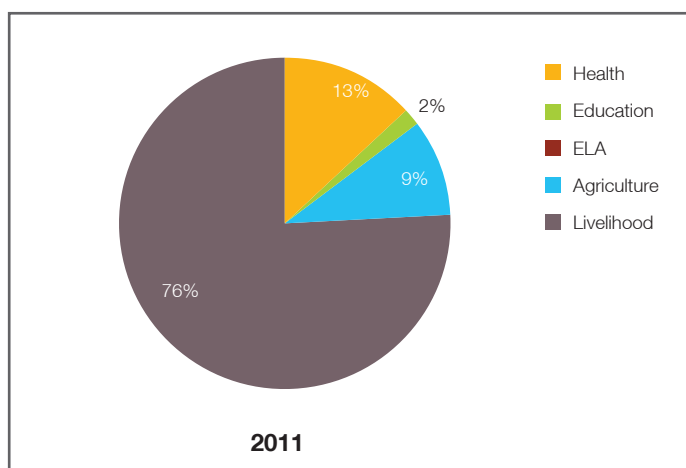
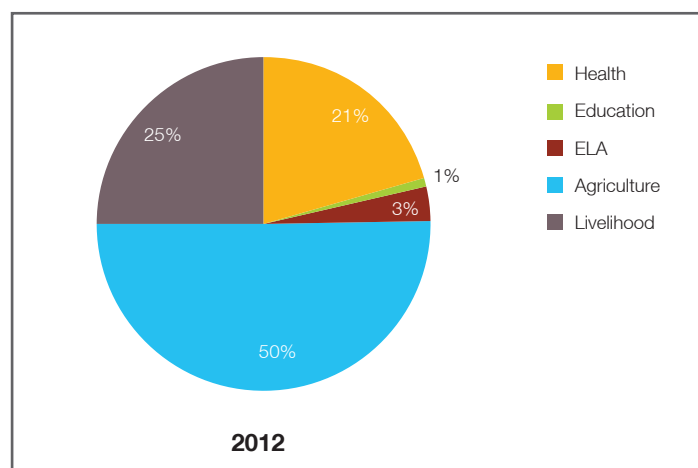
BRAC Haiti has completed another eventful year with grants received amounting to USD 990,215 as against USD 1,868,888 in 2011. Total project expenditure for the year was USD 1,285,101 (USD 2,318,331 in 2011). Out of total expenditure, majority was expensed in Agriculture sector with support from the French Red Cross (FRC). Almost 84% of total expenditure was used for program services with only 15% as administrative expenses.

Total Equity as at 31 December 2012 stands at USD 263,532 as against USD 531,616 in 2011.

Programme Cost by nature of Programme

In USD

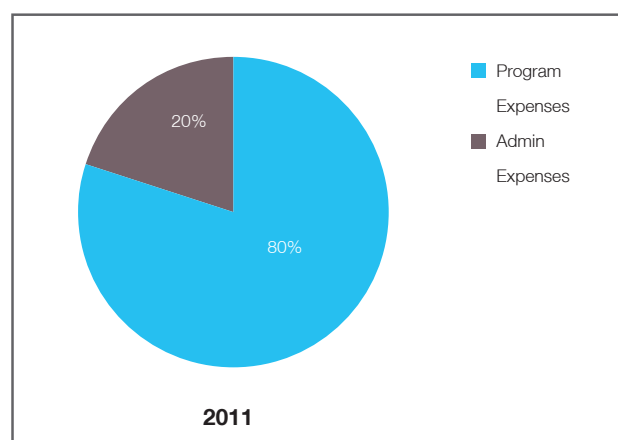
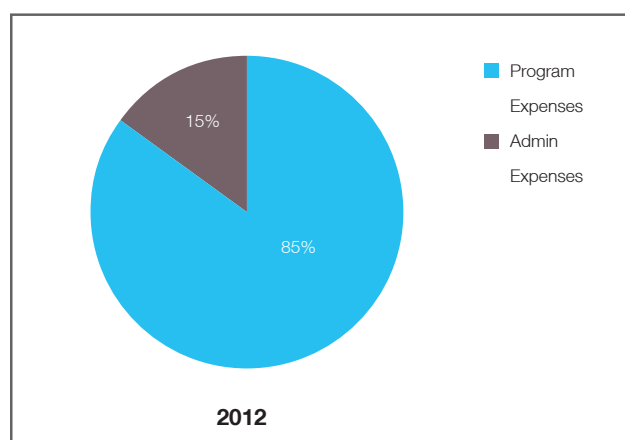
	2012	2011
Programmes		
Health	266,836	303,785
Education	9,880	39,029
ELA	42,792	-
Agriculture	646,360	218,095
Livelihood	319,233	1,757,422
Total Programme Cost	1,285,101	2,318,331



Programme Cost by nature of expenses

In USD

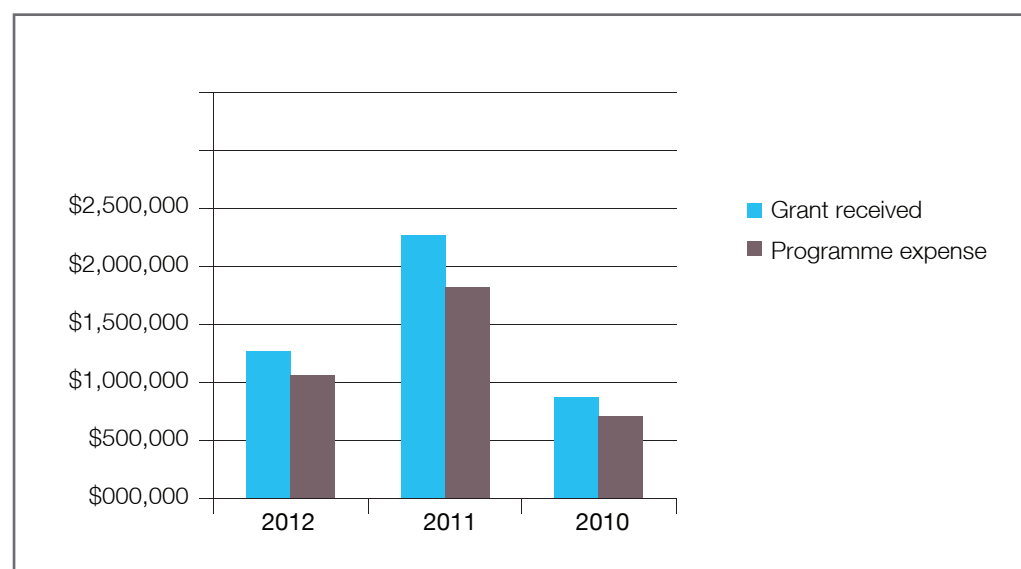
	2012	2011
Expenses		
Program expenses	1,095,503	1,862,845
Admin Expenses	189,598	455,486
Total Programme Cost	1,285,101	2,318,331



Three-Year Performance Review (since inception)


Figures in USD

	2012	2011	2010
Income Statement			
Grant Income	1,283,507	2,311,127	882,439
Other Income	1,594	7,204	993
Program expenses	1,095,503	1,862,845	718,797
Admin expenses	14,096	238,067	164,635
Financial Position			
Net equity	263,532	531,616	964,355
Cash at bank	455,120	672,947	1,125,967
Operational Statistics			
No. Of Projects	4	7	5



AUDITED FINANCIAL STATEMENTS OF BRAC IN HAITI

For the year ended December 31, 2012



BRAC Haiti Independent Auditor's Report

Board of Directors BRAC HAITI

Report on the Financial Statements

We have audited the financial statements of BRAC HAITI which comprise the Statement of financial position as at 31 December 2012, the statements of comprehensive income, changes in capital fund, and of cash flows for the year then ended and the notes to the financial statements, which include a summary of significant accounting policies and other explanatory notes.

Directors' Responsibility for the Financial Statements

The company's directors are responsible for the preparation and fair presentation of these financial statements in accordance with International Financial Reporting Standards, and for such internal control as the directors determine is necessary to enable the preparation of financial statements that are free from material misstatement, whether due to fraud or error.

Auditors' Responsibility

Our responsibility is to express an opinion on these financial statements based on our audit. We conducted our audit in accordance with International Standards on Auditing. Those standards require that we comply with ethical requirements and plan and perform the audit to obtain reasonable assurance whether the financial statements are free from material misstatement.

An audit involves performing procedures to obtain audit evidence about the amounts and disclosures in the financial statements. The procedures selected depend on the auditor's judgment, including the assessment of the risks of material misstatement of the financial statements, whether due to fraud or error. In making those risk assessments, the auditor considers internal control relevant to the entity's preparation and fair presentation of the financial statements in order to design audit procedures that are appropriate in the circumstances, but not for the purpose of expressing an opinion on the effectiveness of the entity's internal control. An audit also includes evaluating the appropriateness of accounting policies used and the reasonableness of accounting estimates made by management, as well as evaluating the overall presentation of the financial statements.

We believe that the audit evidence we have obtained is sufficient and appropriate to provide a basis for our audit opinion.

Opinion

In our opinion, the financial statements give a true and fair view of the state of affairs of BRAC HAITI as at 31 December 2012, of its financial performance, changes in capital fund, and cash flows for the year then ended in accordance with International Financial Reporting Standards.

Chartered Accountants
February 28, 2013

BRAC Haiti
Statement of Financial Position
 As at 31 December 2012

	Notes	2012 USD	2011 USD
ASSETS			
Non-Current Assets			
Property and Equipment	10	147,688	184,166
Current Assets			
Cash in hand and at Bank	11	455,120	672,947
Other Receivables	12	97,012	69,612
		552,132	742,559
Total Assets		699,820	926,725
LIABILITIES AND CAPITAL FUND			
Liabilities			
Other Payables	13	17,460	35,945
Related party payable	14	418,828	359,164
Total Liabilities		436,288	395,109
Capital fund			
Donor funds	15	263,532	531,616
Total Capital Fund		263,532	531,616
Total Liabilities and Capital Fund		699,820	926,725

The financial statements were approved by the board of directors on March 26, 2013 and were signed on its behalf by:


 Director


 Director

Notes 1 to 17 form an integral part of these financial statements.

BRAC Haiti
Statement of Comprehensive Income
 For the year ended 31 December 2012

	Notes	2012 USD	2011 USD
Grant Income	4	1,283,507	2,311,127
Other Income	5	1,594	7,204
Total Income		1,285,101	2,318,331
Staff costs and other benefits	6	370,036	526,182
Training, Workshops & Seminars	7	62,089	65,851
Occupancy expenses	8	98,170	129,880
Other general & administrative expenses	9	711,221	1,557,213
Depreciation		43,585	39,205
Operating Surplus		1,285,101	2,318,331
Surplus Reserve		-	-

Notes 1 to 17 form an integral part of these financial statements.

BRAC Haiti
Statement of Changes in Capital Fund
 For the year ended 31 December 2012

	Donors Funds USD	Retained Surplus USD	Total Capital Fund USD
At 1 January 2011	964,355	-	964,355
Donations received during the year	1,868,888	-	1,868,888
Transferred to statement of comprehensive income	(2,301,627)	-	(2,301,627)
Transferred to fixed assets	-	-	-
Surplus for the year	-	-	-
At 31 December 2011	531,616	-	531,616
At 1 January 2012	531,616	-	531,616
Donations received during the year	990,215	-	990,215
Transferred to statement of comprehensive income	(1,277,507)	-	(1,277,507)
Transferred to fixed assets	-	-	-
Donation Receivable	19,208	-	19,208
At 31 December 2012	263,532	-	263,532

Notes 1 to 17 form an integral part of these financial statements.

BRAC Haiti
Cashflow Statement
 For the year ended 31 December 2012

	Notes	2012 USD	2011 USD
Net cash provided by/(used in) Operating Activities	16	57,365	35,318
Cash flow from Investing Activities			
Acquisition of fixed assets		(7,107)	(55,599)
Net cash provided by/(used in) Investing Activities		(7,107)	(55,599)
Cash flow from Financing Activities			
Increase/(decrease) in deferred income		(36,480)	16,394
Increase/(decrease) in grants received in advance		(231,605)	(449,133)
Net cash provided by/(used in) Financing Activities		(268,085)	(432,739)
Net (decrease)/increase in cash in hand and at bank		(217,827)	(453,020)
Cash in hand and at bank, beginning of the year		672,947	1,125,967
Cash in hand and at bank, at end of the year	11	455,120	672,947

Notes 1 to 17 form an integral part of these financial statements.

BRAC Haiti

Notes to the Financial Statements

For the year ended 31 December 2012

1.00 THE REPORTING ENTITY

BRAC, the largest non-profit in developing world, was launched in Bangladesh in 1972 and today reaches more than 138 million people with its holistic approach to addressing poverty by providing micro-loans, self employment opportunities, health services, education and legal and human rights education. With its years of experience in post-war and post-disaster development and poverty alleviation in Bangladesh, BRAC has responded to the call of countries in Asia and Africa and is implementing development programs in Afghanistan, Pakistan, Sri Lanka, Philippines, Liberia, Sierra Leone, South Sudan, Tanzania, and Uganda. BRAC began its Haiti operating in 2010.

BRAC Haiti was incorporated in March 2010, as a not-for-profit organization in view of participating in the development activities by adapting a sustainable development approach with high-impact on the following areas: health, agriculture, housing, poultry & livestock, and training activities in Haiti.

BRAC has made a credible commitment to improve the lives of the most vulnerable and disadvantaged people in Haiti, empowering women and girls, and fostering bottom-up economic development through sustainable financial services and social enterprise development.

2.00 BASIS OF PREPARATION

2.01 Statement of Compliance

The financial statements have been prepared in accordance with International Financial Reporting Standards (IFRS) and the requirements of any other Act. enforced in the country.

The financial statements were issued by the Board of Directors on February 28, 2013.

2.02 Basis of Measurement

The financial statements are prepared under the historical cost convention.

2.03 Functional and Presentation Currency

These financial statements are presented in US Dollars, which is the entity's functional currency.

The financial statements include figures, which have been translated from Haitian Gourdes to United States Dollars (US \$) at the year end rate of US\$ 1 for 42.5530 local currency.

2.04 Use of Estimation and Judgments

The preparation of financial statements in conformity with International Financial Reporting Standards requires management to make judgments, estimates and assumptions that affect the application of policies and reported amounts of assets and liabilities, and disclosure of contingent assets and liabilities at the date of financial statements and reported amounts of revenues and expenses during the reported period. The estimates and associated assumptions are based on historical experiences, the results of which form the basis of making the judgments about the carrying values of assets and liabilities that are not readily apparent from other sources. Actual results ultimately may differ from these estimates.

3.00 SIGNIFICANT ACCOUNTING POLICIES

The accounting policy set out below have been applied consistently to all period presented in this financial statements.

3.01 Property and Equipments

Property and equipments are stated at cost less accumulated depreciation and impairment losses. Cost includes expenditures that are directly attributable to the acquisition of the asset.

The cost of self-constructed assets includes the cost of materials and direct labour, any other costs directly attributable to bringing the asset to a working condition for its intended use, and the costs of dismantling and removing the items and restoring the site on which they are located. Purchased software that is integral to the functionality of the related equipment is capitalized as part of that equipment.

Gains and losses on disposal of an item of property and equipment are determined by comparing the proceeds from disposal with the carrying value of property and equipments and recognized net with other income in profit or loss.

3.02 Depreciation

Depreciation is recognized in profit or loss and calculated to write off the cost of the property and equipments on a Straight line basis over the expected useful lives of the assets concerned.

The estimated useful lives for the current and comparative periods are as follows:

Assets	Annual Depreciation rate
Furniture and Fixture	10%-15%
Motor Vehicles	20%
Equipments	15%
Machineries	20%

BRAC Haiti
Notes to the Financial Statements
 For the year ended 31 December 2012

Management and directors review the depreciation methods, residual value and useful life of an asset at the year end and any change considered to be appropriate in accounting estimate is recorded through the statement of comprehensive income.

Gains and losses on disposals are determined by comparing proceeds with carrying amounts and are included in the operating result for the reporting period.

3.03 Foreign Currency Transactions

At the end of each month, expenditures incurred in Haitian Gourdes are converted into USD at the monthly average exchange rate from the Central Bank of Haiti, which had varied between Gourdes 41.10 to 42.5530 for one (1) US Dollars. Monetary assets and liabilities denominated in foreign currencies at the reporting date are converted at the exchange rate prevailing at that date, which was Gourdes 42.5530 for one (1) US Dollars.

3.04 Cash in Hand and at Bank

For the purposes of the cash flow statement, cash in hand and at bank comprise balances with less than 90 days maturity from the balance sheet date and include: cash in hand, deposits held at call with banks, net of bank overdraft facilities subject to sweeping arrangements

3.05 Provisions and Other Liabilities

A provision is recognized if, as a result of a past event, BRAC Haiti has a present legal or constructive obligation that can be estimated reliably, and it is probable that an outflow of economic benefits will be required to settle the obligation.

Other accounts payable are carried at cost which is the fair value of the consideration to be paid in the future for goods and services received.

3.06 Revenue Recognition

Revenue is recognized on an accrual basis.

i) Other Income

Other income comprises interest from bank deposits.

Interest income on BRAC Haiti's bank deposit is earned on an accruals basis at the agreed interest rate with the respective financial institution.

3.07 Donor Grants

All donor grants received are initially recognized at fair value and recorded as liabilities in the Grants Received in Advance Account for the period.

The portion of the grants utilized to purchase property and fixed assets are transferred as deferred Income in liabilities and subsequently the portion of the depreciation expense of the same assets for the period is recognized in the statement of comprehensive income as grant income.

Grants utilized to reimburse program related expenditure, the amounts are recognized as Grant Income for the period.

Donor grants received in kind, through the provision of gifts and /or services, are recorded at fair value (excluding situations when BRAC Haiti may receive emergency supplies for onward distribution in the event of a disaster which are not recorded as grants).

For ongoing projects and programs, any expenditures yet to be funded but for which funding has been agreed at the end of the reporting period is recognized as Grants receivable.

3.08 Grant Income

Grant income is recognized to the extent that BRAC Haiti fulfills the conditions of the grant and recorded as income in the statement of comprehensive income.

A portion of BRAC Haiti's donor grants are for the funding of projects and programs, and for these grants, income recognized is matched to the extent of actual expenditures incurred on projects and programs for the period.

For donor grants restricted to funding procurement fixed assets, grant income is recognized as the amount equivalent to depreciation expenses charged on the fixed asset.

3.09 Related Party Transactions

Related parties comprise directors, subsidiaries of BRAC International and key management personnel of the company and companies with common ownership and/or directors.

3.10 Comparatives

Where necessary comparative figures have been adjusted to conform to changes in presentation in the current year.

BRAC Haiti
Notes to the Financial Statements
For the year ended 31 December 2012

	2012 USD	2011 USD
4.00 GRANT INCOME		
Name of project		
Start up project	159,412	556,343
Livelihood UNDP	240,935	276,151
Housing project	88,215	692,727
Targeting the Ultra Poor (TUP)	129,003	-
Livelihood Generation in Morne à Bateau	76,451	185,793
Youth Enterprise School	9,880	38,923
Agriculture base Livelihood intervention	60,701	207,299
Permanent Shelter for households in Rural Haiti	53,549	305,186
Agriculture FRC	114,921	-
ELA PLAN Haiti	42,608	-
Livelihood Generation in Morne à Bateau 2	258,247	-
	1,233,922	2,262,422
Depreciation on fixed assets	43,585	39,205
BRAC contribution	6,000	9,500
	1,283,507	2,311,127

Grant income relates to the operating expenses incurred by the different projects that are transferred from grants received in to the statement of comprehensive income advance

5.00 OTHER INCOME		
Other Project Income	569	1,422
Bank Interest Income	1,355	1,849
Others	(330)	3,933
	1,594	7,204

Other project income relates to the income from the World Food program.

6.00 STAFF COSTS AND OTHER BENEFITS		
Salaries and benefits	370,036	526,182
Total	370,036	526,182

7.00 TRAINING, WORKSHOPS AND SEMINARS		
External member trainings	62,089	16,096
Staff training	-	49,755
Total	62,089	65,851

BRAC Haiti

Notes to the Financial Statements
For the year ended 31 December 2012

	2012 USD	2011 USD
8.00 OCCUPANCY EXPENSES		
Rental Charges	78,022	119,857
Utilities	20,148	10,023
Total	98,170	129,880
9.00 OTHER GENERAL & ADMINISTRATIVE EXPENSES		
Stationery & Supplies	49,142	58,541
Maintenance and general	51,376	40,537
Program supplies	470,118	1,023,304
HO logistic expenses	14,096	238,067
Travel and transportation	112,839	178,108
Audit and Legal Fee	13,650	18,656
Total	711,221	1,557,213

	Furniture & Fixtures USD	Equipments USD	Motor Vehicles USD	Machineries USD	Total USD
10.00 PROPERTY AND EQUIPMENTS					
Cost					
At 1 January 2011	30,972	8,406	5,900	133,253	178,531
Additions	24,360	18,409	5,550	7,280	55,599
At 31 December 2011	55,332	26,815	11,450	140,533	234,130
Additions	1,701	1,302	4,104	-	7,107
At 31 December 2012	57,033	28,117	15,554	140,533	241,237
Depreciation					
At 1 January 2011	1,470	308	98	8,883	10,759
Charge for the year	7,041	2,795	1,693	27,676	39,205
At 31 December 2011	8,511	3,103	1,791	36,559	49,964
Charge for the year	8,494	4,089	2,882	28,120	43,585
At 31 December 2012	17,005	7,192	4,673	64,679	93,549
At 31 December 2011	46,821	23,712	9,659	103,974	184,166
At 31 December 2012	40,028	20,925	10,881	75,854	147,688



Notes to the Financial Statements

For the year ended 31 December 2012

		2012 USD	2011 USD
11.00 CASH IN HAND AND AT BANK			
Cash in hand		5,210	328
Cash at Bank		449,910	672,619
Fonkoze USD	71-1-403010-01	230,273	89,323
Unibank USD	180-1022-936310	106,933	295,777
Unibank HTG	180-1021-936294	18,039	5,874
Soge Bank USD	130116445	91,888	277,498
Soge Bank HTG	1406008035	2,778	4,147
		455,120	672,947
12.00 OTHER RECEIVABLES			
Receivable from Donor		19,208	-
Stock and consumables		62,016	-
Advance, Deposits and Payments		15,788	69,612
		97,012	69,612
Stock and consumables includes the amount of the stock of telephone and other consumable goods that were not yet used as at 31, December 2012.			
13.00 OTHER PAYABLES			
Accrual for expenses		-	18,886
Provision for ONA/CDFTD		1,899	2,178
Provision for audit fees		12,850	10,670
Provision For withholding tax		2,711	4,211
		17,460	35,945
14.00 RELATED PARTY PAYABLES			
BRAC Bangladesh		363,376	314,510
Stichting BRAC International		55,452	44,654
		418,828	359,164

Related party payables relate to amounts owing to BRAC Associates for the settlements of staff costs and operating expenditures on behalf of BRAC Haiti, HO logistics and other fees payable.



Notes to the Financial Statements

For the year ended 31 December 2012

	Notes	2012 USD	2011 USD
15.00 DONOR FUNDS			
Donor funds received in advance	15.1	115,844	347,450
Donor funds investment in fixed assets	15.2	147,688	184,166
Total		263,532	531,616
15.1 Donor funds received in advance			
Opening balance		347,450	796,583
Donations received during the year	15.1a	990,215	1,868,888
Donation Receivable		19,208	
Transferred to deferred income- investment in fixed assets	10	(7,107)	(55,599)
Transferred to statement of comprehensive income		(1,233,922)	(2,262,422)
Closing balance		115,844	347,450
15.1a Donations received during the year			
Name of donor			
BRAC USA		261,752	607,839
FONKOZE		87,858	370,751
Caritas Austria		250,000	282,414
Fondation Digicel		-	50,000
UMCOR		84,048	557,884
UNDP		134,654	-
FRC		103,961	-
PLAN Haiti		67,942	-
		990,215	1,868,888



Notes to the Financial Statements

For the year ended 31 December 2012

	2012	2011
	USD	USD
15.2 Donations - investments in fixed assets		
Opening balance	184,166	167,772
Transferred from donor funds received in Advance	7,107	55,599
Depreciation charged during the year	(43,585)	(39,205)
Closing balance	147,688	184,166
16.00 CASHFLOW FROM OPERATING EXPENSES		
Excess of income over expenditure	-	-
Depreciation	43,585	39,205
Cash flow before changes in working capital	43,585	39,205
Changes in working capital		
(Increase)/decrease in inventory	59,664	4,327
Increase/(decrease) in related party payables	(18,485)	15,488
(Increase)/decrease in related party receivables		
Increase of other payables	(27,400)	(23,702)
Net cash from operations	57,364	35,318

17.00 SUBSEQUENT EVENTS

There were no significant subsequent events occurring in periods after the report date that came to our attention with a material effect on the financial statements at 31 December 2012.

Photo Credit

Client Photos: BRAC

Rest of the Photos: BRAC/Nadia Todres

Design

Mahbub/Drik, Bangladesh

BRAC

BRAC Centre
75 Mohakhali
Dhaka 1212
Bangladesh

T: + 88 02 9881265
F: + 88 02 8823542
E: info@brac.net
W: www.brac.net

BRAC International

Teleportboulevard 140
1043 EJ Amsterdam
Netherlands

BRAC Haiti

Dr. Mazair St. Fleur
Programme Manager (BLBC)
BRAC Limb and Brace Center,
12 rue Jacquet, Jacquet Toto,
Delmas 95, Port-au-Prince
Haiti
Tel: 31093080

